
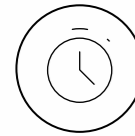


BENEFITS



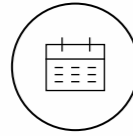
Safe and accurate - with small Q-Switched fluences and single pulses for safe and accurate treatment of sensitive skin.



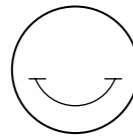
Fast treatment - a high pulse repetition rate and easy spot size changes allow for faster treatments and a more efficient practice.



Suitable for all skin types - including darker skin.



Flexible patients scheduling - immediate sleep /active modes allow for quick patient acceptance without long system warm up delays.

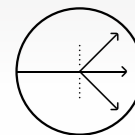


Intuitive user interface - quickly adjust treatment parameters according to pigment density, depth and skin type, depending on each patient's needs.

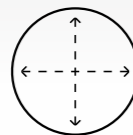


High ROI - with a cost-effective solution that yields higher returns than devices that achieve comparable results using more expensive technology.

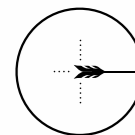
TREATMENT SAFETY



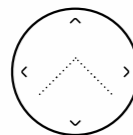
SINON II uses a **divergent beam** with the focus point located within the handpiece rather than on the skin. This removes the risk of creating hot spots during treatment.



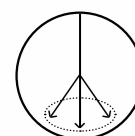
Low Q-Switched fluences of 2 J/cm² and **single pulses** allow for detailed work as well as safe treatment of sensitive skin.



SINON II offers a 3mm **soft spot size tip** allowing for safe and effective treatment of darker skin types.



The SINON II handpiece is compact, providing an **unobstructed view** of the area to be treated for maximum visibility.



An **oval spot shape** reduces treatment overlap, minimizing the risk of side effects.



A **cold air cooling** device further reduces pain and maximizes patient comfort.

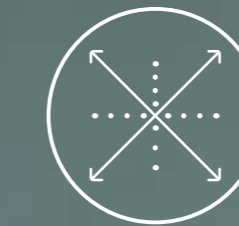
TECHNICAL SPECIFICATIONS

Alma
Lasers™

Laser type	Ruby
Wavelength	694 nm
Operating mode	Q-switched
Energy density	2-14 J/cm ²
Pulse width	20 nsec
Beam diameter	3/4/5/6 mm
Repetition rate	0.5-2 Hz
Power requirements	230 V +- 10%, 16 A, 50/60 Hz
Dimensions	(LxWxH) 84x35x102 cm
Weight	73 kg
Compliance	EC Medical Device Directive (MDD) 93/42/EEC (CE mark), FDA/US 510k*

*Intended uses may differ

Alma
Lasers™



SINON II

Q-SWITCHED
RUBY LASER SYSTEM



Alma Lasers GmbH
Nordostpark 100-102
90411 Nuernberg, Germany
Tel. + 49 911 / 89 11 29-0
Fax + 49 911 / 89 11 29-99
Email: info@almalasers.com
www.almalasers.com
PBAP24011603_01

© 2017 Alma Lasers. All rights reserved. Alma Lasers, its logo, and Sinon are trademarks or registered trademarks of Alma Lasers. In the United States and/or other countries. Product specifications are subject to change without notice.



CONNECT WITH
ALMA LASERS



AESTHETIC
PRECISION

THE SAFEST AND MOST PRECISE LASER TREATMENT
SOLUTION AVAILABLE FOR PIGMENTED LESIONS
AND MULTI-COLOR TATTOO REMOVAL



INTRODUCTION

The SINON II Q-switched Ruby laser (QSRL), with an optimal 694nm wavelength and an extraordinarily short pulse width of only 20nsec, is the safest and most precise laser treatment solution available for pigmented lesions and multi-color tattoo removal. Now with a new large 10" colorful touchscreen, SINON II offers a friendly interface and an easy operation platform.

A high pulse repetition rate and easy spot size changes allow for faster treatments and greater penetration depth, while low fluence values ensure minimal side effects while achieving excellent clinical outcomes.

Listen to our experts:

"The SINON II Q-switched laser is the most advanced Ruby Laser I have ever used. The machine is very reliable. In a comparative study with the Q-switched Alexandrite laser, pigmented lesions responded better to treatment with faster and more complete clearing using the SINON II."

Mitchel Goldman, M.D., Goldman, Butterwick & Associates, Cosmetic Laser Dermatology, San Diego, USA



THE Q-SWITCHED RUBY LASER ADVANTAGE

Ruby Wavelength

The Ruby laser has a proven track record as the most effective of all Q-switched lasers for pigmented lesions as well as yielding excellent results for multi-colored tattoo removal.

With a 694nm wavelength, the Ruby laser is selectively absorbed by the melanin or tattoo pigment in the skin, with very low absorption by hemoglobin and minimal risk of bleeding.

The high absorption by the melanin chromophore allows for effective treatment of both superficial and deep pigmentation using low fluence values, which significantly reduces the risk of side effects.

Q-Switched Laser

The Q-Switched (QSW) laser is the most effective way to remove natural or artificial (tattoo) pigmentation, while minimizing the risk of damage to surrounding tissue.

SINON II uses an active Q-switched laser to deliver photo acoustic shockwaves to the target area through high laser intensities in short nanosecond pulses. The mechanical Q-switched effect works by vibrating and breaking up the pigment in the lesion or the ink particles in the tattoo.

As the area heals, the body's immune system flushes away the shattered pigment, revealing lighter, clear skin with minimal risk of scarring or hypopigmentation.

Ultra-Short Pulses

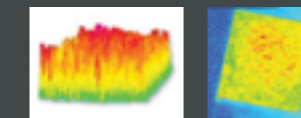
The SINON II system features ultra-short pulses of only 20nsec. This is the shortest pulse duration of all Ruby lasers available in the market.

The short pulse produces very high peak power for optimal clinical efficiency with minimal patient pain. With highly efficient treatment, it is possible to maintain low fluence values and still achieve excellent results. Low fluence also allows for the application of large spot sizes for faster treatment as well as for targeting deep lying pigmentation.

Latest Innovation - HomoGenius Handpiece

NEW

Treats pigmented lesions and tattoos using a square homogenized laser beam profile with uniform energy intensity, preventing hot spots. A square flat top profile beam with 3x3 mm² spot size allows for coverage of treatment areas without overlap. The Homogenizer handpiece may be used in Q-Switched laser mode.



HomoGenius Laser Beam Profile



Fractional Handpiece

SINON II's new fractional tip offers the advantages of fractional technology for the treatment of pigmented lesions and multi-colored tattoos.

5x5 pixel array micro beams of Ruby Q-Switched laser energy create vacuoles with minimal thermal effect. This allows the skin to heal faster as new collagen is formed. Fractional treatment achieves more even skin tone over a larger area and offers an added skin rejuvenation effect, while reducing patient downtime.



5x5 Pixel Array



INDICATIONS

Benign Pigmented Lesions

Using a nanosecond laser pulse- the gold standard for treating pigmented lesions, SINON is the optimal choice for treating naturally-occurring hyperpigmentation including:

- Solar lentigos
- Lesions affecting the oral mucosa and the lips
- Deeper lesions such as Nevus of Ota and Ito
- Café-au-lait spots

Multi-Colored Tattoos

The QSW Ruby laser delivers the high energy required to effectively remove tattoos of all types and depths, and is particularly effective for treating resistant tattoo ink colors such as lime-green, sky-blue and teal. With precise ink targeting and high peak power, SINON removes tattoo pigments in fewer treatments, yielding greater patient satisfaction.

MELANOCYTIC HYPERPLASIE



Before

After

NEVUS OF OTA



Before

After

TATTOO REMOVAL



Before

After 7 Treatments

Courtesy of: Eric Bernstein, MD, Ardmore PA, USA

Listen to our experts:

"The removal of tattoos with the SINON Q-switched ruby laser system yields excellent results for almost all colors. With high energy output and the optimal adjustment of spot size and impulse, often only a few treatments are needed. The removal of natural pigment spots is achieved even faster!"

Prof. Uwe Paasch, University Clinic of Leipzig, Germany

"Overall, the SINON has resurrected the ruby laser market. The ruby laser is alive and well, and better than ever. You're able to treat four times as quickly compared to the older ruby lasers. It only takes a few minutes for a tattoo session."

Dr. Bernstein, MD, Clinical Associate Professor of Dermatology, University of Pennsylvania, Philadelphia, USA