




*Best Lasers*

*Better Investment, Better Technology*

# *Surgical Range*



 +27(0) 12 998 9844

 [reception@bestlasers.co.za](mailto:reception@bestlasers.co.za)

 [bestlasers.co.za](http://bestlasers.co.za)



 King Fisher units 1-4 | Hazeldean Office Park  
Silver Lakes Road | Tijger valley  
Pretoria

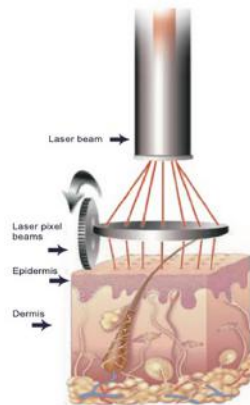
# Alma PixelCO<sub>2</sub>

- ✓ Multiple ENT and oral indications
- ✓ Layer-with-layer ablation by LiteScan
- ✓ Minimally invasive
- ✓ Reduced treatment time
- ✓ Surgical precision
- ✓ Safe for delicate areas

## INDICATIONS

### Laryngeal Microsurgery:

- + Polyps and laryngeal papilloma
- + Vocal cord nodules and polyps
- + Benign neoformations
- + Hyperkeratosis laryngitis
- + Scar tissue
- + Granulomas
- + Leukoplachia and erythroplasia
- + Primary laryngeal tumors
- + Laryngotracheal stenosis



### Oral Surgery:

- + Leukoplachias
- + Erythroplasias
- + Papillomas
- + Hemangiomas
- + Benign & malignant lesions
- + Snoring
- + Choanal atresia
- + Tonsillotomy & tonsillectomy
- + Tonsil ablation
- + Frenectomy
- + Halitosis

### Nasal, Endonasal & Endoscopic Sinus Surgery:

- + Turbinate hyperplasia
- + Removal of nasal obstructions
- + Removal of nasal polyps and cysts
- + Rhinophyma
- + Cheloids and hypertrophic scars

### Otology:

- + Benign and cancerous lesions on the external ear
- + Myringotomy
- + Tympanic membrane
- + Otosclerosis

### Head & Neck:

- + Resection of benign and cancerous tumors in sub-facial and neck areas

### Dermatology:







- + Stretch Marks
- + Scars & Acne Scars
- + Skin Whitening
- + Skin Resurfacing
- + Skin Remodeling
- + Melasma





# FemiLift

*A Better Feminine Life*




-  Vaginal Tightening
-  Post Menopause
-  Stress Urinary Incontinence
-  Vaginal Dryness
-  Post-delivery Rehabilitation
-  Recurring Infections

## RESTORING STRENGTH AND ELASTICITY




Like skin, vaginal tissue is made up of collagen fibres which give it strength and flexibility. FemiLift uses breakthrough CO2 laser technology to gently heat vaginal tissue, contracting existing fibres and stimulating the formation of new collagen.

This improves the functionality of the entire vaginal area normalizing blood flow, increasing lubrication, boosting immune resistance and restoring the strength and elasticity of the vaginal walls.

### MORE VALUE FOR YOUR CLINIC

-  Lets you expand clinical portfolio and target patient range
-  Easy and safe to perform
-  Promotes long term patient relationships

### BETTER LIFE FOR YOUR PATIENTS

-  Safe, Fast Relevant for many common conditions
-  No downtime. No Pain.
-  Routine procedure; integrated easily into feminine healthcare management



#### FEMILIFT PROBE

The FemiLift handpiece is a unique, single-use hygienic probe, uniquely designed to fit varying vaginal sizes and ensure maximum patient comfort. During treatment, the physician rotates the probe in a 360 degree pattern to cover the entire vaginal wall, providing optimal coverage and efficiency.



#### FEMILIFT SLIM PROBE FOR NARROWER ANATOMICAL STRUCTURES

The new and hygienic, single use FemiLift Slim Probe was designed to fit women with inherently narrower anatomical structures, as well as those who have experienced anatomical or histological changes such as vaginal atrophy or tissue damage resulting from oncology treatments. Working with this slender probe follows the same protocol as with the standard probe.



#### FemiTight FOR LABIA MAJORA TIGHTENING

The new and uniquely designed FemiTight is a CO<sub>2</sub> probe that was created for the treatment of labia majora tightening.

Treatments conducted with this probe use a low fluence beam laser that gently heats the tissue, effectively restoring and reviving collagen growth.



#### LiteScan FOR LABIA MAJORA REJUVENATION

FemiLift LiteScan offers char-free tissue ablation with multiple scanning patterns, resulting in significantly improved overall skin tone, elasticity and texture, and reduced superficial pigmentation. Utilizing the CO<sub>2</sub> laser treatment mechanism, it promotes accelerated re-epithelization, allowing for faster healing and tissue regeneration.

**STATE OF  
THE ART  
TECHNOLOGY**





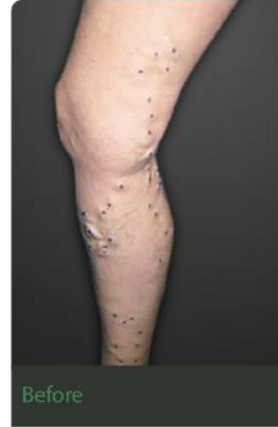
# VascuLife™

EVLA By Alma

## Shorter Procedure Time

The robust VascuLife system pulls back the optical fiber during varicose vein treatment in a steady, precise and continuous manner, freeing surgeons from the tedious physical labor required for pullback.

Physicians can monitor the fiber's course along the vein, controlling the pace and progress of the treatment while simultaneously treating other smaller varicose veins, substantially shortening procedure time (by one-third on average).



## Robotic Pullback Device

Game-changing unique safety features



**Time-saving adjustable pullback speeds** adjustable for 1, 2, 3, or 4 mm/sec based on vein diameter



**Automatic "Pull & Cool" model** - new treatment modality allowing for pre-set "cooling" breaks at 1 cm intervals



**Robust pullback mechanism** - actively overcomes vein locking



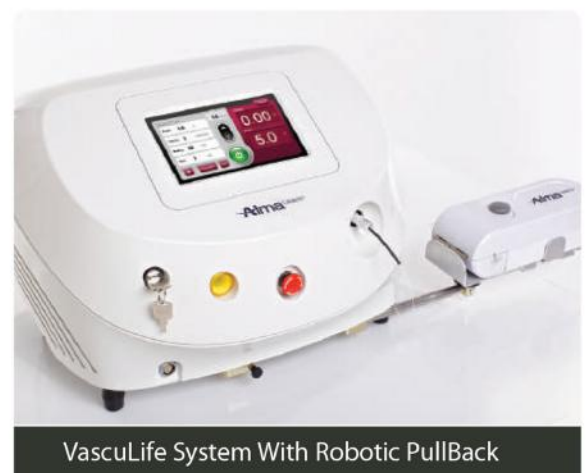
**Vein collapse protection** - ceases pullback action and initiates a 'standby' mode when it cannot resolve a pullback setback




**Cost savings** - compatible with the standard grey 'Venflon' accessory; no need for dedicated introducer



Photos are courtesy of Prof. Samy Nitecki



VascuLife System With Robotic PullBack



## The 360° Advantage

The unique Angel™ fiber design with 360° emission delivers 1470nm laser energy directly into the venous wall ensuring homogenous ablation, immediate sealing of the vein and faster wound healing, with reduced risk of perforations, pain and bruising.



# LipoLife

Laser Assisted Lipolysis  
by Alma Lasers

✓ Complete, all-in-one solution

✓ Maximum patient safety- with low power density lasing and local anesthesia

🎯 Suitable for both hospital settings and private outpatient clinics

👜 Fully-equipped liposuction and fat grafting kits

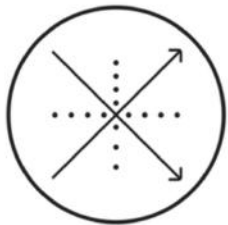
📏 Compact, portable, neatly-organized unit

💰 High ROI - multiple treatment options, outpatient procedures and short treatment time, for maximum returns

🔇 Ultra-quiet operation

📄 High fat viability for immediate grafting with no need for fillers

🕒 Short treatment time and reduced operator fatigue



## 308 EXCIMER



### Established for Psoriasis

The 308 EXCIMER SYSTEM achieves excellent results for psoriasis, identical to those of an excimer laser which is clinically proven. The targeting of localized, persistent psoriasis plaques allows high dose treatments for fast visible results and high patient satisfaction. The surrounding, healthy tissue is spared.

### Preferred for Vitiligo

Monochromatic UVB light is described as an effective approach for the treatment of vitiligo with few side effects. The handheld 308 EXCIMER SYSTEM gets results in vitiligo treatments that match those of a laser.







# *Best Lasers*

*Better Investment, Better Technology*

*We are the sole Sub-Saharan Africa distributors of Alma Lasers international.*

*At Best Lasers we believe that quality is the best business plan, which is why we highlight & implement our clients' aesthetic technology investments.*

*We expose our clients to the philosophy of being laser specialists & enhance their understanding of the science and technology behind beauty.*

 *Installation & Maintenance*


 *Clinical Training*

 *Technical Support*

 *Marketing Support*



 +27(0) 12 998 9844

 [reception@bestlasers.co.za](mailto:reception@bestlasers.co.za)

 [bestlasers.co.za](http://bestlasers.co.za)